




Conversation 4

“
What will the post-Covid world look like?
”



Narrated by

*Kevin Powell
Director*

Shaptor Capital

“

Covid-19 has transformed the way we all live. How has the pandemic impacted on you and your community?

”

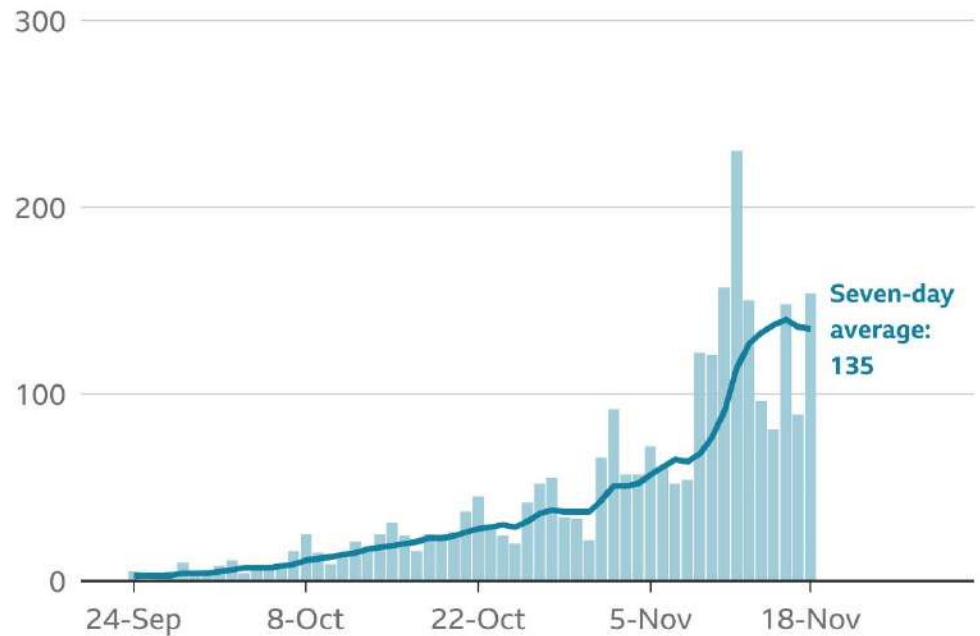
The Covid-19 Pandemic

2020 has seen the first global pandemic in 100 years.

The UK has been one of the worst affected countries and Swale has experienced more than its fair share of difficulties.

Coronavirus in Swale

Lab-confirmed cases by date, past eight weeks



Source: Gov.uk Dashboard, data as of 22 November 2020

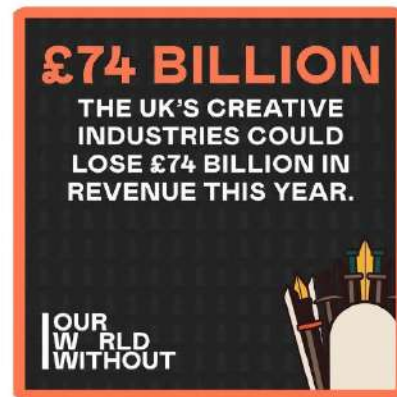


Covid-19 – Our Experiences

Covid-19 has caused **many negative impacts** to our lives. For example, on mental and physical wellbeing, healthcare, changing work practices, work-life balance and schooling.



However, there have also been **some beneficial changes** – for the environment, for work-life balance and for productivity. These are just a few examples.



Long Term Impacts

The long term impacts of Covid are yet to be realised, however we anticipate that many of the adjustments to our lives - **which may seem temporary - will actually be long lasting.**



Home Adaptations

For many of us, our homes have become our work places. With school closures, this has brought pressures on family life which should be short term, however **will there ever be a return to work as we knew it?**

Most experts think there will be permanent and fundamental changes to our working lives and environments. But how do we consider and design for the change now that will benefit you? We are keen to hear about your experiences and your views.



Safeguarding Vulnerable Groups

Certain age groups have been severely impacted by Covid, in particular the vulnerable, elderly and those in care homes. We believe retirement living and care can be effectively incorporated within a balanced new community to the benefit of all.



We want Winterbourne Fields to be thoroughly inclusive with homes for all, including families, key workers, retired people and those in need of care.



Mental Health & Wellbeing

Access to leisure facilities has proved to be an aid to mental health during the pandemic and the elderly living in retirement communities have not suffered from as much loneliness as those living on their own.

In addition, they often do not need to stay in hospital as long, which means less pressure on the NHS. At Winterbourne Fields we believe both leisure facilities and a retirement village can be provided to the benefit of all ages.



A Forward Looking, Innovative Development

Winterbourne Fields could become **a haven for innovation, reactive to our changing needs**, conscious of changing trends and future thinking.



Your Views will be Heard and YOU WILL influence the proposals

LISTEN



ENGAGE



LEARN



YOU

**the
community**

We would like to hear from you - the community - on your aspirations, hopes and fears about Covid-19 and the long term beneficial changes to our lifestyles which could be incorporated into our design for Winterbourne Fields.

CONVERSATION 4



our turn to
listen to you

